



HILUX

DOWNHILL SHORTCUT YOU CAN IN A HILUX



CONTENTS

4	Engine & Drive	26	Accessories
6	Design	30	Colours
8	Quality, Durability & Reliability	32	Wheels & Trims
10	CV Capabilities	34	Specifications
12	Interior	38	Equipment
14	Technology	46	Ownership
16	Safety	48	Toyota Professional
18	Grades	49	Peace of Mind
		50	Dakar Rally

FOR MORE THAN HALF A CENTURY HILUX HAS UNRELENTINGLY POWERED PEOPLE TO THE MOST REMOTE LOCATIONS ON THE PLANET, TACKLING EVERY KIND OF TERRAIN, OVERCOMING ANY KIND OF OBSTACLE. THE NEW HILUX BRINGS MORE POWER AND EVEN TOUGHER DESIGN TO THIS LEGENDARY VEHICLE. TESTED TO THE EXTREME, IT'S INVINCIBLE BY NAME AND INVINCIBLE BY NATURE. HILUX, THE WORLD'S TOUGHEST ICON, SINCE 1968.

DISCOVER THE WORLD'S BEST-SELLING PICK-UP.
THE NEW TOYOTA HILUX INVINCIBLE



**FOR BUSINESS
OR LEISURE**

The new 2.8 litre D-4D diesel engine maximises power and fuel efficiency with no compromise on noise level.

DIESEL

2.4 DIESEL MANUAL

Power 150 DIN hp

Fuel consumption* 27.1–30 mpg

CO₂ emissions* 246–274 g/km

Available on Active, Icon & Invincible

DIESEL

2.4 DIESEL AUTOMATIC

Power 150 DIN hp

Fuel consumption* 28.8–30.7 mpg

CO₂ emissions* 241–257 g/km

Available on Icon & Invincible

DIESEL

2.8 DIESEL MANUAL

Power 204 DIN hp

Fuel consumption* 31.3–33.2 mpg

CO₂ emissions* 224–236 g/km

Available on Invincible & Invincible X

DIESEL

2.8 DIESEL AUTOMATIC

Power 204 DIN hp

Fuel consumption* 28.5–30 mpg

CO₂ emissions* 246–259 g/km

Available on Invincible & Invincible X

* WLTP combined cycle.

Wherever your journey, Hilux will take you there. With a choice of two powerful, efficient engines and the ability to tow up to 3.5 tonnes, it has the capacity to move mountains. A new 2.8 litre diesel engine, producing 204 DIN hp and up to 500 Nm of torque, joins the line-up. Capable of 0–62 mph in just 10.0 seconds, it's the most powerful Hilux ever, and with power that's delivered low down the rev range, you have the torque just when you need it. Coupled with redesigned suspension and the availability of Trailer Sway Control, you'll appreciate how Hilux delivers superb towing ability together with new levels of refinement.




MORE POWER, MORE TORQUE. MORE FUN

Did you know... British TV show Top Gear tried to 'destroy' a 1988 Hilux with 300,000 km on the clock. Despite washing it out to sea, hitting it with a wrecking ball, dropping a caravan on top of it and setting it alight, after a short repair with basic tools it could still be driven away.

With a bold new look Hilux stands out from the crowd. Its muscular stance conveys a sense of power, whilst the striking front and rear bumpers and tough body mouldings protect its rugged bodywork from damage. Check out the stunning new light designs and the range of robust wheel designs that further enhance its tough good looks. Want to take it to the max? Look no further than the Invincible X model, with a unique and prominent design... it's the ultimate statement of Hilux power and style.

BUILT FOR GREATNESS. DESIGNED FOR PLEASURE

Did you know... Owning a 1985, jet black, 4x4 SR5 Xtracab Hilux was the dream of Marty McFly, played by Michael J Fox, in the box-office hit Back to the Future. But before he gets a chance to drive the truck, McFly is propelled back to 1955 where he meets his teenage parents-to-be.





**GREAT DESIGN
IN ANY TERRAIN**



**TOUGH, DURABLE,
RELIABLE?
UNQUESTIONABLE**



Because Hilux is engineered and tested to operate in the world's most extreme environments, you can rely on the legendary quality, durability and reliability that's exists in every new vehicle. With a super strong body frame, a wading depth of up to 700 mm and exceptional wheel articulation even the toughest terrain can be tackled with confidence. Rigorous testing, and unique component design, honed over half a century, has resulted in a unique vehicle. Designed, engineered and built like no other pick-up.



TAKE YOUR PASSIONS TO NEW TERRITORIES AND BEYOND

Did you know... The Killin Mountain Rescue Team in Scotland depend on Hilux 4x4 pick-ups to transport rescue teams and equipment into the most dangerous and remote areas of the mountains. When lives are at stake, the go-anywhere capabilities of Hilux become lifesavers.

There's good reason to feel confident in a New Hilux. Hill start Assist Control (HAC) and Active Traction Control (A-TRC) make the smoothest start simple, whilst its capacity to carry and tow means nothing gets left behind. So, whether you're climbing or descending the piste (with Downhill Assist Control (DAC)) when you're in a new Hilux you can be sure you are in the very safest of hands*.

* Specification dependent on model.

**3.5T* TOWING
CAPACITY AND
1 TONNE PAYLOAD:
LEAVE NOTHING
BEHIND**



* Up to 3.5 tonnes, 4WD only.

NO SKI LIFT? NO PROBLEM





**YOUR SPACE
YOUR WORLD**



Tough on the outside, comfortable on the inside, the interior of the new Hilux takes you to new levels of refinement and style. Durable materials and striking finishes look as good as they feel, whilst the JBL® Premium Sound System with Harman CLARi-Fi technology, delivers superb audio quality. Invincible X models elevate levels still further with dual tone perforated leather seats delivering unrelenting comfort and unique ambient lighting that bathes the cabin with soft blue light. As tough as it is comfortable, Hilux takes care of you, so you can take care of business.

* Specification dependent on model.



**WHATEVER YOUR
MUSIC TASTES,
LET JBL® AUDIO
DELIVER THE SOUND**

MISSION CONTROL? LIFE MADE EASY





Being tough doesn't mean you can't be clever, which is why Hilux offers you a range of innovative technologies that are designed to make life easier. The 8" Toyota Touch® 2 screen features a host of multimedia features that puts you in control. There's Smartphone Integration via Apple CarPlay™ and Android Auto™, you can also stay connected using the MyT services designed to make driving safer and more fun. The new full colour combimeter displays everything from tyre angles to parking sensor information, all accessible via handy steering wheel controls. There's even a rear-view camera so you can avoid any nasty surprises when reversing.

* Specification dependent on model.



INTUITIVE TECHNOLOGY DESIGNED AROUND YOU

Did you know... An expedition to the most northern spot of Russia is a trip that tests the strength of any team. But with the help of two Toyota Hilux, a team succeeded in covering more than 1,000 km of extreme driving conditions through polar nights.

PEACE OF MIND? COMES AS STANDARD



Toyota Safety Sense includes advanced active safety systems for an even safer and more relaxed drive. At its heart are active technologies that can assist the driver.

Lane Departure Alert helps to keep you on course by providing an audio and visual warning if the vehicle starts to drift from its lane marking without use of the turning signal. Steering Control applies corrective force in the event of unintentional lane departure.

Intelligent Cruise Control, which includes Adaptive Cruise Control combined with Road Sign Assist, automatically keeps the car at a pre-selected speed and warns the driver if the speed limit changes.

Trailer Sway Control (TSC), suppresses any sway caused by wind, bumpy roads or steering etc. whenever you are towing. With sensors detecting yaw, acceleration and steering, TSC uses deceleration control and yaw moment to limit sway.

Because your safety is our priority, Hilux is fitted with an advanced safety system, Toyota Safety Sense. Using both camera and laser technology Toyota Safety Sense combines a range of active technologies including Pre-Collision System with Pedestrian and Cyclist Detection, Intelligent Adaptive Cruise Control and Lane Departure Alert with Brake Induced Steering, whilst Trailer Sway Control always keeps loads in line and under control. With the reassurance of 7 airbags, a strong body-on-frame construction and the extensive use of high tensile steel throughout, the new Hilux keeps you protected whatever the adventure.



YOU CAN'T PREDICT THE UNEXPECTED, BUT YOU CAN PREPARE

Did you know... A windmill mechanic in Australia has clocked up more than half a million kilometres in his 1983-model Hilux. His 'territory' is more than 100,000 square kilometres of rural Queensland and he estimates there are seven to eight thousand windmills to service.



HILUX GRADES

Available in all body types



ACTIVE GRADE

Main features

- 17" steel wheels
- Toyota Safety Sense 2: Pre-Collision System with Cyclist and Pedestrian Detection, Lane Departure Alert, Road Sign Assist and Adaptive Cruise Control
- Manual air conditioning
- Black PVC interior*
- 4.2" colour TFT screen for multi-information display
- Radio and CD player with Bluetooth® connectivity
- USB & AUX connector
- Auto headlights
- Daytime running lights
- Front power windows
- Power-adjustable door mirrors
- Electric heated door mirrors
- Full-size temporary spare wheel (underbody)
- 4x4 – Rear Differential Lock
- Hill-start Assist Control (HAC)
- 12V power outlet – front

Optional features

- Plastic bed liner
- Spray-on bed liner
- Aluminium bed liner
- Twin side utility box
- Rear deck utility box
- Sliding deck floor
- Soft tonneau cover
- Aluminium tonneau cover
- Textile floor mats
- 17" machined black alloys
- Tow bars (flanged and ball & pin)
- Alarm system
- Dash cameras

* Only on single cab and extra cab.

THE TOUGHEST
JOBS DEMAND THE
TOUGHEST TOOLS.
100% HILUX,
100% TOUGH



**AMAZINGLY TOUGH,
SURPRISINGLY
COMFORTABLE.**

Available in Double Cab only





ICON GRADE

Main features (additional to Active)

- 17" dark grey alloy wheels (6-spoke)
- Smartphone integration including Apple CarPlay™ & Android Auto™
- Toyota Touch® 2 with 8" multimedia screen
- Digital Audio Broadcast (DAB)
- Reversing camera with static guidelines
- Auto Limited Slip Differential
- LED front fog lights
- Privacy glass
- Black fabric with vertical pattern
- Manually height-adjustable driver seat
- 4-spoke leather steering wheel
- Power-retractable door mirrors
- Side steps
- Downhill Assist Control (DAC)
- 12V power socket – front x 2

Optional features

- Plastic bed liner
- Spray-on bed liner
- Aluminium bed liner
- Twin side utility box
- Rear deck utility box
- Sliding deck floor
- Sport bars (black & chrome)
- Soft tonneau cover
- Aluminium tonneau cover
- Manual roll covers (black & chrome)
- Toyota leisure hardtop
- Rubber floor mats
- Side bars (black & chrome)
- 18" matte black alloys
- Tow bars (flanged and ball & pin)
- Alarm system
- Dash cameras

INVINCIBLE GRADE

Main features (additional to Icon)

- 18" machined-face alloy wheels (6-spoke)
- Front & rear parking sensors
- Heated driver & front passenger seats
- Smart entry & push-button start
- LED dual-beam projector headlights
- LED daytime running lights
- LED rear lights
- Automatic headlight leveling
- Automatic air conditioning
- Power windows with auto up & down function
- Front wiper de-icer
- Full-size spare alloy wheel

Options for Invincible

- 2.8 litre engine
- Plastic bed liner
- Spray-on bed liner
- Aluminium bed liner
- Twin side utility box
- Rear deck utility box
- Sliding deck floor
- Sport bars (black & chrome)
- Soft tonneau cover
- Aluminium tonneau cover
- Manual roll covers (black & chrome)
- Toyota leisure hardtop
- Rubber floor mats
- Side bars (black & chrome)
- 18" matte black alloys
- Tow bars (flanged and ball & pin)
- Alarm system
- Dash cameras





Available in Double Cab only



**TOUGHER BY DESIGN,
EQUIPPED BY DESIRE.
HARD WORK
DESERVES REWARD**



**INVINCIBLE BY NAME,
INVINCIBLE BY NATURE.**
THE ULTIMATE STATEMENT
OF POWER AND STYLE

INVINCIBLE X GRADE

Main features (additional to Invincible)

- 18" black alloy wheels (5-spoke)
- Black leather
- 2.8 litre engine
- JBL® Premium Sound System with 9 speakers
- Toyota Touch® 2 with Go navigation
- Unique exterior design
- Power-height-adjustable driver seat
- Blue ambient lighting

Optional features

- Plastic bed liner
- Spray-on bed liner
- Aluminium bed liner
- Twin side utility box
- Rear deck utility box
- Sliding deck floor
- Sport bars (black & chrome)
- Soft tonneau cover
- Aluminium tonneau cover
- Manual roll covers (black & chrome)
- Toyota leisure hardtop
- Rubber floor mats
- Side bars (black & chrome)
- Tow bars (flanged and ball & pin)
- Alarm system
- Dash cameras

Available in Double Cab only



ADDED ATTITUDE



BED PROTECTION

The high-density polyethylene liner covers both the deck bed and side panels and is precision-moulded for maximum load space. Available as an under-rail application, additional rail caps can be added to convert it to an over-rail solution. Also available are the aluminium and spray-on bed liners, which offer an even tougher protective layer for the deck.

1. Plastic Bed Liner
2. Spray-On Bed Liner
3. Aluminium Bed Liner

BED UTILITY

The utility boxes are practical, weather-proof and lockable storage areas, fitted to the front or the sides of the deck. The rear box has a maximum recommended load capacity of 100 kg, while the sides can hold 30 kg each. The side boxes can also be fitted in conjunction with a sliding deck floor. The floor slides along aluminium rails to help move heavy loads up to 300 kg into the deck space. A textured anti-slip surface and hooks keep loads in place.

1. Sliding Deck Floor
2. Rear Deck Utility Box
3. Twin Side Utility Boxes






SPORT BARS

Sport bars are the number one styling accessory for all pick-up customers. Available in either chrome or matte black, Toyota sport bars offer a distinct finish when complete with matching side bars and roll cover.

1. Sport Bar Chrome
2. Sport Bar Matte Black



**GENUINE
TOYOTA
ACCESSORIES
FOR A MORE
STRIKING AND
READY-FOR-
ANYTHING HILUX**



SIDE BARS

Side bars with integrated step provide easy access to the cabin and make mounting or dismounting roof accessories effortless.

1. Side Bars Chrome
2. Side Bars Black

BED COVERS (+ SPORT BARS)

Available in a variety of designs, Toyota's wide range of bed covers provide a modern and stylish look with practicality. The leisure hardtop is colour coded, lockable and designed with pop-out windows and interior battery powered LED lights. The aluminium tonneau cover is robust yet stylish with key entry lock. The manual roll cover available in either black or aluminium offers multi-stage opening with key entry lock, and the soft tonneau cover is finished in a hard-wearing vinyl for quick easy access.

1. Soft Tonneau Cover
2. Manual Roll Cover Black
3. Manual Roll Cover Aluminium
4. Aluminium Tonneau Cover
5. Leisure Hardtop*
6. Commercial Hardtop*

* Cross bars optional extra.



CROSS BARS

Toyota cross bars are purpose-designed for extra carrying capacity. They are aerodynamic, fully lockable, easy to fit and incorporate a quick release concept.

1. Cabin Cross Bars
2. Aluminium Tonneau Cover Cross Bars
3. Manual Roll Cover Cross Bars



EXTRAS

A Toyota Hilux would not be complete without additional extras. From tow bars with either a 7- or 13-pin primary electric and secondary hook-up adaptors, to high-beam lamps and anti-theft alarm, we've got you covered.

1. Ball & Pin Tow Bar
2. Flanged Tow Bar
3. Rubber Floor Mats
4. Textile Floor Mats
5. 18" Matte Black Alloys
6. 17" Machined Black Alloys
7. High-Beam Lamps
8. Alarm System



**TOUGH
NEVER LOOKED
SO GOOD**



040 Pure White

070 White Pearl^{**}



3T6 Crimson Spark Red[§]



1D6 Silver Blade[§]



4R8 Scorched Orange[§]



1G3 Decuma Grey[§]



6X1 Titan Bronze[§]



218 Galaxy Black[§]



8X2 Nebula Blue[§]



* Pearlescent paint. § Metallic paint.

° Available on Invincible X only.

** Not available on Active Single Cab.



READY TO GO ANYWHERE WHEELS & TRIMS

- 1. 17" black steel wheels**
Standard on Active
- 2. 17" dark grey alloy wheels (6-spoke)**
Standard on Icon
- 3. 18" machined-face alloy wheels (6-spoke)**
Standard on Invincible
- 4. 18" black alloy wheels (5-spoke)**
Standard on Invincible X



- 1. Black PVC**
Standard on Active Single Cab & Extra Cab
- 2. Black fabric with oval pattern**
Standard on Active Double Cab
- 3. Black fabric with vertical pattern**
Standard on Icon & Invincible
- 4. Black leather**
Standard on Invincible X

SPECIFICATIONS

ENVIRONMENTAL PERFORMANCE	2.4 Diesel (150hp) Manual	2.4 Diesel (150hp) Automatic	2.8 Diesel (204hp) Manual	2.8 Diesel (204hp) Automatic
CO ₂ Combined WLTP (g/km)	246-274	241-257	224-236	246-259
Fuel Economy – Combined Max WLTP (mpg)	27.1-30.0	28.8-30.7	31.3-33.2	28.5-30.0
Fuel Grade – recommended	48 or more (cetane)	48 or more (cetane)	48 or more (cetane)	48 or more (cetane)
Fuel tank capacity	80	80		80
Euro class	EURO 6 AO	EURO 6 AO	EURO 6 AO	EURO 6 AO
Carbon monoxide, CO (mg/km)	42.2* / 56.6 [§] / 71.9 [°]	16.0	24.7	27.0
Hydrocarbons, THC & Nitrogen Oxides, NO _x (mg/km)	54.9* / 58.6 [§] / 62.2 [°]	35.2	49.1	32.9
Nitrogen Oxides, NO _x (mg/km)	49.7* / 52.0 [§] / 56.6 [°]	31.6	46.8	31.4
Sound Level Drive by (dB(A))	72.0	69.0	71.0	71.0

Figures are provided for comparative purposes; only compare fuel consumption and CO₂ figures with other cars tested to the same technical procedures. These figures may not reflect real life driving results. All models and grades are certified according to the World Harmonised Light Vehicle Test Procedure (WLTP), which replaces the New European Driving Cycle test procedure (NEDC). All CO₂ figures quoted are NEDC equivalent. All mpg figures quoted are WLTP figures.

* Active Single Cab. [§] Active Chassis – Double & Extra Cab. [°] Active – Double & Extra Cab, Icon & Invincible.

ENGINE	2.4 Diesel (150hp) Manual	2.4 Diesel (150hp) Automatic	2.8 Diesel (204hp) Manual	2.8 Diesel (204hp) Automatic
Engine code	2GD-FTV (High)	2GD-FTV (High)	1GD-FTV (High)	1GD-FTV (High)
Number of cylinders	4, in line	4, in line	4, in line	4, in line
Fuel injection system	Fuel injection	Fuel injection	Fuel injection	Fuel injection
Displacement (cc)	2393	2393	2755	2755
Bore x stroke (mm x mm)	92 x 90	92 x 90	92 x 103.6	92 x 103.6
Compression ratio	15.6:1	15.6:1	15.6:1	15.6:1
Maximum output (kW@rpm)	110 / 3400	110 / 3400	150 / 3400	150 / 3000
Maximum torque (Nm@rpm)	400 / 1600-2000	400 / 1600-2000	420 / 1400-3400	500 / 1600-2800

TRANSMISSION

	2.4 Diesel (150hp) Manual	2.4 Diesel (150hp) Automatic	2.8 Diesel (204hp) Manual	2.8 Diesel (204hp) Automatic
Transmission Type	Manual	Automatic	Manual	Automatic
Gear 1	4.784	3.600	4.784	3.600
Gear 2	2.423	2.090	2.423	2.090
Gear 3	1.443	1.488	1.443	1.488
Gear 4	1.000	1.000	1.000	1.000
Gear 5	0.777	0.687	0.826	0.687
Gear 6	0.643	0.580	0.643	0.580

PERFORMANCE

	2.4 Diesel (150hp) Manual	2.4 Diesel (150hp) Automatic	2.8 Diesel (204hp) Manual	2.8 Diesel (204hp) Automatic
Maximum Speed (mph)	105	105	108	108

SUSPENSION

	2.4 Diesel (150hp) Manual	2.4 Diesel (150hp) Automatic	2.8 Diesel (204hp) Manual	2.8 Diesel (204hp) Automatic
Front	Double wishbone	Double wishbone	Double wishbone	Double wishbone
Rear	Leaf spring rigid axle	Leaf spring rigid axle	Leaf spring rigid axle	Leaf spring rigid axle

BRAKES

	2.4 Diesel (150hp) Manual	2.4 Diesel (150hp) Automatic	2.8 Diesel (204hp) Manual	2.8 Diesel (204hp) Automatic
Front	Ventilated disc 4-cylinder	Ventilated disc 4-cylinder	Ventilated disc 4-cylinder	Ventilated disc 4-cylinder
Rear	Drum	Drum	Drum	Drum

SPECIFICATIONS

WEIGHTS & TOWING CAPACITY

	2.4 Diesel (150hp) Manual	2.4 Diesel (150hp) Automatic	2.8 Diesel (204hp) Manual	2.8 Diesel (204hp) Automatic
Gross train weight – total (kg)	6000* / 6200 ^s / 6300 ^o	6300	6300	6300
Gross vehicle weight – total (kg)	3080* / 3150 ^s / 3210 ^o	3210	3210	3210
Kerb weight / unladen weight (kg)	1930-1970 / 1975-2130 / 1980-2020 / 2075-2280 / 2105-2300 / 2110-2325	2110-2325	2120-2335	2125-2340
Maximum trailer weight – braked (kg)	3500	3500	3500	3500
Maximum trailer weight – unbraked (kg)	750	750	750	750
Gross vehicle weight – front (kg)	1450	1450	1450	1450
Gross vehicle weight – rear (kg)	1850* / 1920	1920	1920	1920

EXTERIOR DIMENSIONS


	Extra Cab	Single Cab	Double Cab
Exterior length (mm)	5325	5325	5325
Exterior width (mm)	1855	1800** / 1855	1855 / 1900 ^{ss}
Exterior height (mm)	2200	1795	1815
Front tread (mm)	1540	1540	1540
Rear tread (mm)	1550	1550	1550
Overhang front (mm)	985	990	985
Overhang rear (mm)	990	1255	1255
Wheelbase (mm)	3085	3085	3085

LEGENDARY CAPABILITIES

 +50°C MAXIMUM WORKING TEMP



WADING/FORDING DEPTH 700 MM

 -40°C MINIMUM WORKING TEMP



APPROACH AND DEPARTURE ANGLES



MAXIMUM CLIMB ANGLE

INTERIOR DIMENSIONS

Number of seats	2* / 4 [§] / 5 [°]
Interior length (mm)	1404 [§] / 1697
Interior width (mm)	1480 / 1481 [§]
Interior height (mm)	1168 [§] / 1170

STEERING

Turning radius – tyre (m)	6.3** / 6.4
---------------------------	-------------



OFF ROAD

Min. running ground clearance (mm)	227* / 289 [§] / 310 [°]
Approach angle (°)	29
Departure angle (°)	25* / 26 [§] / 27 [°]

WHEELS

	Active	Icon	Invincible	Invincible X
17" steel wheels	●	–	–	–
17" dark grey alloy wheels (6-spoke)	–	●	–	–
18" black machined-face alloy wheels (6-spoke)	–	–	●	–
18" black alloy wheels (5-spoke)	–	–	–	●
4x4 – all-terrain tyres	●	●	–	–
4x4 – highway terrain tyres	–	–	●	●
Full-size temporary spare wheel	●	●	–	–
Full-size spare alloy wheel	–	–	●	●

● = Standard ○ = Optional – = Not available * Single Cab. § Extra Cab. ° Double Cab. ** Narrow Body. §§ Invincible X.



EQUIPMENT

EXTERIOR STYLING	Active	Icon	Invincible	Invincible X
Black door handles	●	–	–	–
Chrome door handles	–	●	●	–
Dark grey door handles	–	–	–	●
Black door mirrors	●	–	–	–
Chrome door mirrors	–	●	●	–
Dark grey door mirrors	–	–	–	●
Body-coloured front bumper	●	●	●	●
Black lower front grille	●	–	–	–
Black painted lower front grille	–	●	●	–
Dark grey painted lower front grille	–	–	–	●
Black upper front grille	●	–	–	–
Black painted upper front grille	–	●	●	–
Dark grey upper front grille	–	–	–	●
Black side steps	–	●	●	●
Dark grey rear bumper	●*	–	–	●
Chrome rear bumper	–	●	●	–
Privacy glass	–	●	●	●

* Not on active Chassis.

EXTERIOR COMFORT

	Active	Icon	Invincible	Invincible X
Smart Entry & Push-button start	–	–	●	●
Auto headlights	●	●	●	●
Follow-me-home headlights	●	●	●	●
Headlight cut-off reminder	●	●	●	●
Power-adjustable door mirrors	●	●	●	●
Electric heated door mirrors	●	●	●	●
Manually retractable door mirrors	●	–	–	–
Power retractable door mirrors	–	●	●	●
Rear tailgate	●*	●	●	●
Remote door lock	●	●	●	●

* Not on active Chassis.

INTERIOR STYLING

	Active	Icon	Invincible	Invincible X
4-spoke urethane steering wheel	●	–	–	–
4-spoke leather steering wheel	–	●	●	●
Blue ambient lighting on front & rear doors	–	–	–	●
Black centre console	●	●	●	●
Black upper dashboard	●	●	●	●
Open tray on passenger dashboard	●	●	●	●
Black interior door handles	●	–	–	–
Chrome interior door handles	–	●	●	●
Fabric front door armrests	●	●	●	–
Leather front door armrests	–	–	–	●
Rear armrest	–	●	●	●
Urethane gear shift	●	–	–	–
Leather gear shift	–	●	●	●
Chrome surround on air conditioning buttons	–	–	●	●

● = Standard ○ = Optional – = Not available

EQUIPMENT

INTERIOR COMFORT	Active	Icon	Invincible	Invincible X
Manual air conditioning	●	●	–	–
Automatic air conditioning	–	–	●	●
12v power outlet - front	●	–	–	–
12v power socket - front x 2	–	●	●	●
4.2" Coloured TFT screen for multi-information display	●	●	●	●
Adaptive Cruise Control (ACC) switch on steering wheel	●	●	●	●
Lane Departure Alert (LDA) switch on steering wheel	●	●	●	●
Audio switches on steering wheel	●	●	●	●
Telephone switches on steering wheel	●	●	●	●
Voice recognition switch on steering wheel	●	●	●	●
Multimedia switches on steering wheel	●	●	●	●
Manual telescopic & tilting steering wheel	●	●	●	●
Variable Flow Control (VFC) power steering	●	●	●	●
Shade band on windscreen	–	●	●	●
Power passenger window lock	●	●	●	●
Anti-jam protection on driver window only	●	●	–	–
Auto up & down function with anti-jam on front power windows	–	–	●	●
Front & rear power windows	●	●	●	●

INTERIOR COMFORT	Active	Icon	Invincible	Invincible X
Fixed rear windscreen with defogger	●	●	●	●
Front wiper de-icer	–	–	●	●
Washer fluid level warning	●	●	●	●
Pollen air filter	●	●	●	●
ECO-driving Indicator	●	●	●	●
Heated driver & front passenger seats	–	–	●	●
Manually height-adjustable driver seat	–	●	●	–
Power adjustable drivers seat (height, sliding & reclining)	–	–	–	●
Manually reclining & sliding drivers seat	●	●	●	–
Microphone on front personal light	●	●	●	●
Mirror on passenger sun visor	–	●	●	●
Driver & front passenger personal lights	●	●	●	●
Illuminated entry system	●	●	●	●
Rear passenger footwell heating	–	–	●	●
Rear passenger room light	–	●	●	●
Single tip-up rear bench	●*	–	–	–
60:40 split tip-up rear bench	–	●	●	●

* Only with Double Cab.

● = Standard ○ = Optional – = Not available

EQUIPMENT

STORAGE	Active	Icon	Invincible	Invincible X
Coats hooks – 2 rear	–	●	●	●
Cooler in upper glovebox	●	●	●	●
Driver & passenger seatback pockets	–	●	●	●
Front cup & bottle holders	●	●	●	●
Lockable glovebox	●	●	●	●
Rear cup & bottle holders	–	●	●	●
Rear passenger under-bench storage	–	●	●	●
Seatback pockets – shopping bag hooks	–	●	●	●
Sunglasses holder	●	●	●	●
Ticket holder on driver sun visor	●	●	●	●

MULTIMEDIA	Active	Icon	Invincible	Invincible X
Toyota Touch® 2 multimedia system	–	●	●	●
Toyota Touch® 2 with Go navigation	–	–	–	●
Smartphone integration incl Apple CarPlay™ & Android Auto™	–	●	●	
8" multimedia screen	–	●	●	●
2 speakers	●*	–	–	–
4 speakers	●§	–	–	–
6 speakers	–	●	●	–
9 speakers	–	–	–	●
JBL® Premium Sound System	–	–	–	●
Bluetooth® connectivity	●	●	●	●
Digital Audio Broadcast (DAB)	–	●	●	●
Radio and CD player with WMA and MP3	●	–	–	–
USB connector	●	●	●	●

* Active Single Cab.

§ Active Double & Extra Cab.

SAFETY	Active	Icon	Invincible	Invincible X
Pre-Collision System with Pedestrian and Cyclist Detection	●	●	●	●
Lane Departure Alert (LDA) with Brake-induced Steering	●	●	●	●
Road Sign Assist (RSA)	●	●	●	●
Intelligent Adaptive Cruise Control	●	●	●	●
Front & rear parking sensors	–	–	●	●
Reversing camera	–	●	●	●
Anti-lock Braking System (ABS)	●	●	●	●
Brake Assist (BA)	●	●	●	●
Indicators integrated on door mirrors	●	●	●	●
LED daytime running lights	–	–	●	●
LED dual-beam projector headlights	–	–	●	●
LED front fog lights	–	●	●	●
Rear fog light	●	●	●	●
LED high mounted stop light	●	●	●	●
LED indicators	–	–	●	●
LED rear brake lights	●	●	●	●
LED rear combination lights	–	–	●	●
Automatic headlight levelling	–	–	●	●
Daytime running lights	●	●	–	–
Headlight cleaners	–	●	●	–
Hill-start Assist Control (HAC)	●	●	●	●
Downhill Assist Control (DAC)	–	●	●	●
Emergency Brake-light Signal (EBS)	●	●	●	●
Traction Control (TRC)	●	●	●	●
Trailer Sway Control (TSC)	●	●	●	●
Vehicle Stability Control (VSC)	●	●	●	●

● = Standard ○ = Optional – = Not available

EQUIPMENT

SAFETY	Active	Icon	Invincible	Invincible X
Immobiliser	●	●	●	●
Spare wheel carrier (under body)	●	●	●	●
Supplemental Restraint System (SRS) airbags – 7 airbags	●	●	●	●
Front passenger airbag detector	●	●	●	●
Front passenger airbag on/off –switch	●	●	●	●
ISOFIX child restraint system	–	●	●	●
Front seat belt reminder	●	●	●	●
Rear seat belt reminder	–	●	●	●
Adjustable driver seat belt extender	–	●	●	●
Pre-tensioners and force limiters	–	●	●	●
Cargo deck – cabin-protection deck frame	●	–	–	–

PERFORMANCE, TRANSPORT & PROTECTION

Active

Icon

Invincible

Invincible X

	Active	Icon	Invincible	Invincible X
Cargo deck – inner load hooks for cargo	●	●	●	●
Cargo deck – outer load hooks for cargo deck	●	–	–	–
Front & rear mudguards	●	●	●	●
Underbody protection cover	●	●	●	●
Wide fenders	–	●	●	–
Off-road Turn Assist	●	●	●	●
4x4 – Rear Differential Lock	●	●	●	●
Front spoiler	–	●	●	●
Floor mats	–	●	●	●
PVC floor mats	●	–	–	–

● = Standard

○ = Optional

– = Not available

OWNING YOUR NEW HILUX

Servicing your Toyota

Toyota Service Pricing means you will be sure to know the cost of your service up front. Expertly trained technicians using only genuine Toyota parts will carry out your service at one of over 200 Authorised Toyota Service Centres. The technicians will advise you on the correct service for your vehicle based on the vehicle's age, mileage and service history.

For more information visit toyota.co.uk/owners/servicing-and-aftercare/service-mot-maintenance

Service Plans

Inflation-proof pricing with a monthly or one-off payment plan means one less thing to worry about. With Toyota Service Plans the price you're quoted is guaranteed for the duration of your plan. The service, parts and labour are all paid for either in monthly instalments or as a one-off payment at the beginning of your plan.

For more information visit toyota.co.uk/owners/servicing-and-aftercare/service-mot-maintenance

Toyota Price Repairs

We offer transparent prices on a number of repair items for your Toyota giving you peace of mind when it comes to managing costs. Also don't forget we only use genuine Toyota parts, all of which come with at least 12 months' warranty (some even offer unlimited mileage warranties); and your vehicle will always be dealt with by a trained Toyota technician.

For more information visit toyota.co.uk/owners/parts-accessories/parts

MyT

Whether you're a long-term owner or have recently taken delivery of a new Toyota, there are lots of reasons to join **MyT**. Packed with time-saving and convenient features, **MyT** ensures everything you need to manage your vehicle ownership is in one place. You'll also gain access to **My Rewards** where you can enjoy great offers and discounts from big brands on everything from family days out to pampering as well as everyday deals.

For more information visit toyota.co.uk/mytoyota or download the **MyT** app now available on iTunes and Android.



Toyota Accessories

Toyota accessories are designed and manufactured with the same care, quality and attention to detail as Toyota vehicles. Tailor-made for your Toyota, they fit perfectly and add a personal touch of style, comfort and practicality. Also, because they've been tested under the most severe conditions, you can have complete confidence in their reliability and durability. To add to the reassurance, every genuine Toyota accessory has a 5-year warranty when purchased together with the vehicle.

For more information visit toyota.co.uk/owners/parts-accessories/parts

Toyota Roadside Assistance

When you buy a Toyota you will automatically receive 12 months' AA Roadside Assistance in the UK and Europe, free of charge. After the first year the cost of Toyota Roadside Assistance is £7 per month if paid by monthly Direct Debit, £72 per annum if paid by annual Direct Debit, and £76 per annum when paid by all other payment methods.*

For full terms and conditions please visit toyota.co.uk/owners/roadside-assistance

5-Year Toyota Warranty

Every new Toyota comes with a 5-year/100,000-mile (whichever comes first) manufacturer's warranty, covering you against the unlikely event of a manufacturing defect causing a mechanical fault.

For full details, please ask your official Toyota Centre or visit toyota.co.uk/owners/warranty/toyota-warranty

Corrosion Cover

The 12-year unlimited mileage cover protects against rust perforation affecting sheet metal body panels as a result of a manufacturing fault. This warranty can also be transferred to any future owner throughout the 12-year period.

Rust and Paint Cover

The 3-year unlimited mileage cover protects against defects and surface rust as a result of a manufacturing fault.

Toyota Extended Warranty

You have the choice of either the low-user option that restricts you to 15,000 miles per year or 12 months whichever comes first or the 12-month unlimited mileage cover. You also have a choice between 12 and 24 months' cover (subject to vehicle eligibility). The 24-month option will show a saving over two 12-month Toyota Extended Warranty policies and is available with the low-user option at 30,000 miles or 24 months whichever comes first.

The Toyota Extended Warranty can be renewed until the vehicle is 12 years old with less than 100,000 at point of sale, and if a part covered by the Toyota Extended Warranty suffers electrical or mechanical failure at any time during the term, Toyota is committed to fixing it. You don't pay for replacement parts or labour.

For more information visit toyota.co.uk/owners/warranty/extended-warranty

Toyota Business Centre

Our Toyota Business Centre network promise you same-day access to a business manager or dedicated sales executive. With business offers and interactive wholelife cost modelling tools which consider emissions, fuel economy, servicing, insurance and residual value data, our advisers can accurately compare tax costs against any competitor. Whenever servicing is due, we can offer fixed-price servicing, free local vehicle collection and delivery (with wash and vac).

Special offers, fixed-price fleet servicing, specialist fleet insurance, business daily hire, Toyota Fleet Financial Services, extended test drives and a dedicated Business Centre Network are just some of the services business customers can expect from Toyota.

For more information visit toyota.co.uk/business-customers.

Toyota Motor Insurance

Toyota Motor Insurance is available for Toyota owners at competitive premiums. To obtain details of the benefits included and to arrange a quotation, please contact your local Toyota Centre or call 0800 350 500.

Flexible Finance from Toyota Financial Services

All our plans offer easy budgeting and peace of mind, and **AccessToyota** brings these benefits together in one flexible package.

Toyota Financial Services, Great Burgh, Burgh Heath, Epsom, Surrey, KT18 5UZ.

Finance subject to status to over 18s only. Indemnities may be required. Terms and conditions apply.

TFS is authorised and regulated by the Financial Conduct Authority.



* Prices correct at time of going to print.

TOYOTA PROFESSIONAL

Toyota know that your business is more than just a business, which is why we have created a range of commercial vehicles you can trust. Choose from our new compact Proace City, Proace, Land Cruiser Commercial or the legendary Hilux and put your business in safe hands. Our dedicated Toyota Professional Centres are on hand to keep you moving. With highly trained technicians and a comprehensive range of services built around you, Toyota Professional offers you the back-up you need for total peace of mind.




5-YEAR WARRANTY

We are so confident with the quality of our commercial vehicles that we offer a 5-year warranty as standard.




SERVICE AT YOUR CONVENIENCE

To help you plan your time efficiently, we will offer you a service slot within 7 days of requesting one.



MOBILE OFFICE

Should you need to bring your van in for a service, we have all the facilities on hand to make your visit a productive one, with free wi-fi, coffee, and a free wash and vac to top it all off.



FIVE YEARS' ROADSIDE ASSISTANCE

It's reassuring to know that you are never alone: we provide 5 years' free roadside assistance as standard on all of our new commercial vehicles.

YOUR COMPLETE PEACE OF MIND WITH TOYOTA

QUALITY SERVICE

Your Toyota will need a service at least once every 2 years/25,000 km (whichever comes sooner)*.

LOW MAINTENANCE COSTS

All Toyota vehicles are designed and engineered to minimise your maintenance costs.

GENUINE PARTS

Providing the reassurance of Toyota quality, only genuine and approved components are used on your vehicle.

ADDED SECURITY

Toyota's comprehensive security system withstands the insurance industry's rigorous 5-minute attack test.

GENUINE ACCESSORIES

Toyota accessories are designed and manufactured with the same care, quality and attention to detail as Toyota vehicles. All accessories are covered by a 3-year warranty when purchased together with the vehicle[‡].

For more information on peace of mind visit:
www.toyota.co.uk/business-customers/toyota-professional

* Check with your retailer for specific service intervals. ‡ Check with your retailer for specific warranty details.

The Dakar Rally is the most extreme endurance rally on earth. It is the ultimate test to make better cars, which is why Toyota have competed for the past 40 years. It pushes quality, durability and reliability to its limits. The terrain is extreme, the speeds unbelievable. In these conditions, trust is key. One of the greatest Formula One drivers in the history of the sport, two-time World Formula One Champion Fernando Alonso joined the 2020 Dakar Rally team. Alonso competed alongside Nasser Al-Attiyah, who proved the incredible strength and pace of the legendary Hilux by winning the 2019 Dakar Rally.

For more information visit: www.toyota.co.uk/world-of-toyota/toyota-gazoo-racing/tgrdakar

**DAKAR IS THE
ULTIMATE TEST
TO MAKE
BETTER CARS**





WHY COMPETE IN THE TOUGHEST RACE?



THE NEW INVINCIBLE YOU CAN IN A HILUX

WWW.TOYOTA.CO.UK

While every effort is made to reproduce accurate information, we reserve the right to change specifications, equipment and availability without prior notice. This brochure cannot be regarded as infallible (some of the vehicles shown may not be to exact UK specification), and as such does not constitute an offer for sale of any particular vehicle or specification. For the latest specification and availability, we ask that you contact your local Toyota Centre. Vehicle body colours may differ slightly from the printed images in this brochure.

Quoted mpg and CO₂: Figures are provided for comparability purposes; only compare fuel consumption and CO₂ figures with other cars tested to the same technical procedures. These figures may not reflect real-life driving results. Fuel consumption and CO₂ produced varies significantly depending on a number of factors, including the accessories fitted (post-registration), driving style, conditions, speed and vehicle load.

All models and grades are certified according to the World Harmonised Light Vehicle Test Procedure (WLTP). All mpg and CO₂ figures quoted are full WLTP figures.

The official CO₂ figures for vehicles changed as from 1 April 2020, due to a change in the official method of calculation. CO₂ figures are used in the calculation of Vehicle Excise Duty (car tax) for new cars during their first year of registration. As a result, all CO₂ figures, car tax and 'on the road' prices for new vehicles, which were provided or displayed prior to 1 April 2020, may now have changed for vehicles which were not registered before that date. These dates may change, please visit www.vehicle-certification-agency.gov.uk/fcb/wltp.asp for the latest information.

Please contact your local Toyota Centre for further information.

The use of the term 'Toyota Accessories' should not be taken to imply that the products on the accessory pages are actually manufactured by the Toyota Motor Corporation or Toyota (GB) PLC. Toyota (GB) PLC is continually updating and changing specifications of accessories and reserves the right to do so at any time without prior notice.

© 2020 by Toyota Motor Europe NV/SA ('TME'). No part of this publication may in any way be reproduced without the prior written approval of Toyota (GB) PLC.



Toyota UK



@ToyotaGB

GBNGV-0820B-HX November 2020